

Open your browser

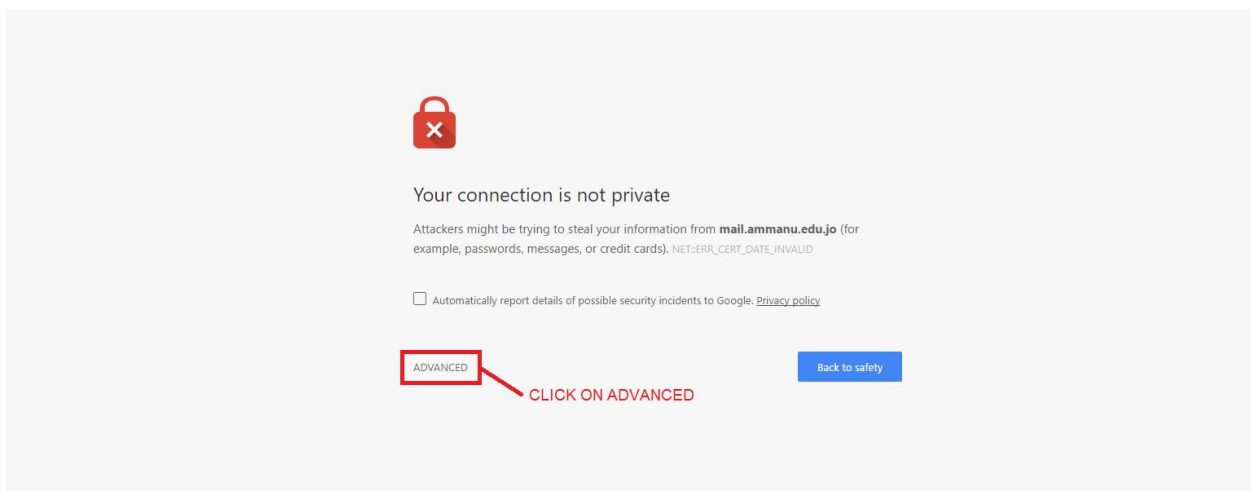
Go to ammanu.edu.jo



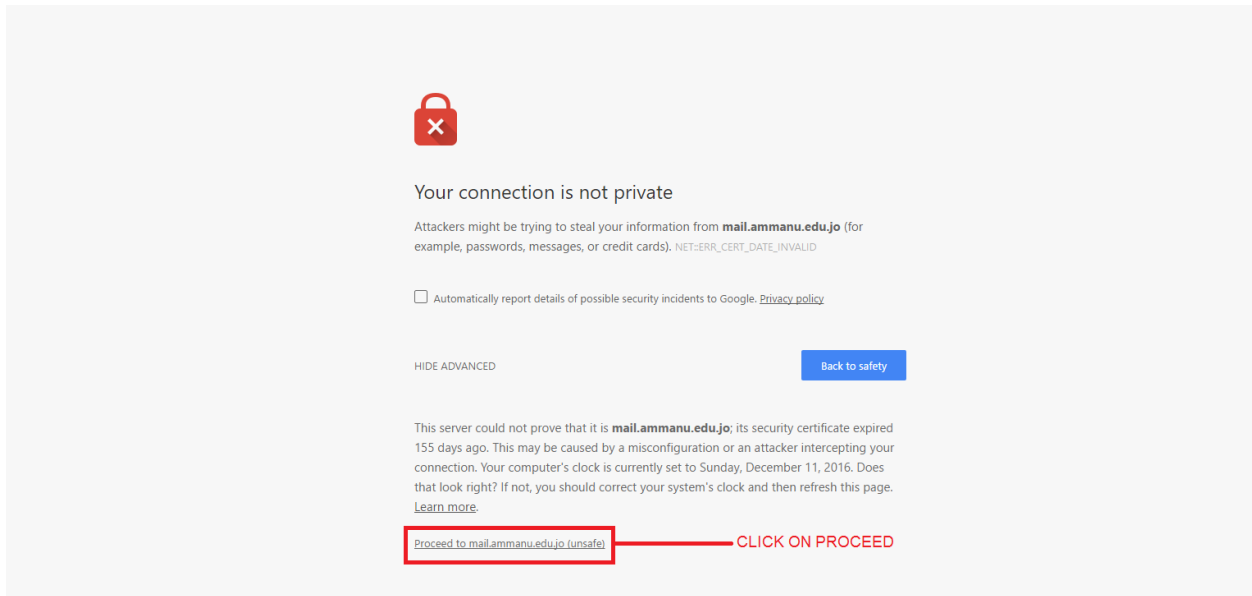
Click On Useful Links



Click on Email



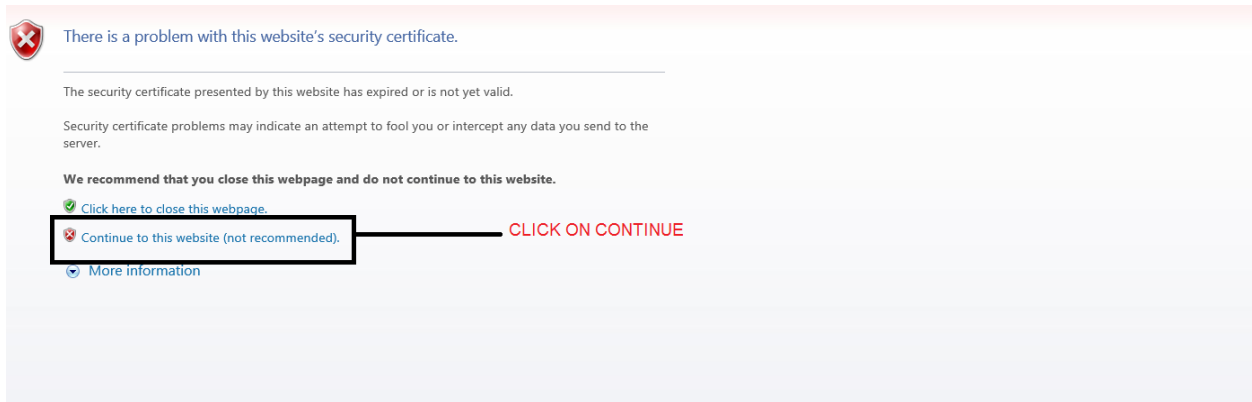
Click on Advanced



The screenshot shows a Chrome security warning page. At the top, there is a red padlock icon with a white 'X' inside. Below the icon, the text reads "Your connection is not private". Underneath, it says "Attackers might be trying to steal your information from mail.ammanu.edu.jo (for example, passwords, messages, or credit cards). NET::ERR_CERT_DATE_INVALID". There is a checkbox labeled "Automatically report details of possible security incidents to Google. [Privacy policy](#)". Below this, there is a "HIDE ADVANCED" link and a blue "Back to safety" button. Further down, a paragraph explains that the server could not prove it is mail.ammanu.edu.jo because its security certificate expired 155 days ago. It suggests that the issue might be caused by a misconfiguration or an attacker intercepting the connection, and notes that the computer's clock is currently set to Sunday, December 11, 2016. A "Learn more" link is provided. At the bottom, there is a red-bordered button labeled "Proceed to mail.ammanu.edu.jo (unsafe)", with a red arrow pointing to it from the text "CLICK ON PROCEED".

Click on proceed

Note: if you open from internet explorer



The screenshot shows an Internet Explorer security warning page. At the top, there is a red shield icon with a white 'X' inside. Below the icon, the text reads "There is a problem with this website's security certificate." Underneath, it says "The security certificate presented by this website has expired or is not yet valid." Below this, it says "Security certificate problems may indicate an attempt to fool you or intercept any data you send to the server." There is a bolded recommendation: "We recommend that you close this webpage and do not continue to this website." Below this, there are three options: "Click here to close this webpage." (with a green checkmark icon), "Continue to this website (not recommended)." (with a red shield icon and a black box around it), and "More information" (with a blue question mark icon). A black arrow points from the text "CLICK ON CONTINUE" to the "Continue to this website (not recommended)." option.

Click on continue

1. Enter user name
2. Enter your password
3. Click on sign in

Microsoft
Outlook Web App

Security ([show explanation](#))

- This is a public or shared computer
- This is a private computer
- Use the light version of Outlook Web App

User name:

Password:

Connected to Microsoft Exchange
© 2010 Microsoft Corporation. All rights reserved.

ENTER USER NAME

ENTER YOUR PASSWORD

CLICK SIGN IN